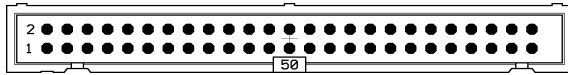


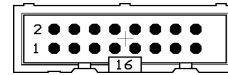
# CaMonEx - Steckleisten

## Kamera-Steckleiste



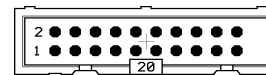
Pin	Funktion
1	GND zu 12V
2	12V
3	GND zu 12V
4	12V
5	GND zu 12V
6	12V
7	EXTHD
8	EVINIT
9	INTEG
10	LPULSE
11	ByteA_(0) +
12	ByteA_(0) -
13	ByteA_(1) +
14	ByteA_(1) -
15	ByteA_(2) +
16	ByteA_(2) -
17	ByteA_(3) +
18	ByteA_(3) -
19	ByteA_(4) +
20	ByteA_(4) -
21	ByteA_(5) +
22	ByteA_(5) -
23	ByteA_(6) +
24	ByteA_(6) -
25	ByteA_(7) +
26	ByteA_(7) -
27	ByteB_(0) +
28	ByteB_(0) -
29	ByteB_(1) +
30	ByteB_(1) -
31	ByteB_(2) +
32	ByteB_(2) -
33	ByteB_(3) +
34	ByteB_(3) -
35	ByteB_(4) +
36	ByteB_(4) -
37	ByteB_(5) +
38	ByteB_(5) -
39	ByteB_(6) +
40	ByteB_(6) -
41	ByteB_(7) +
42	ByteB_(7) -
43	CLK +
44	CLK -
45	LDV +
46	LDV -
47	FDV +
48	FDV -
49	EXP +
50	EXP -

## Monitor-Steckleiste



Pin	Funktion
1	Rot
2	Grün
3	Blau
4	---
5	GND
6	GND
7	GND
8	GND
9	---
10	GND
11	---
12	---
13	H_Sync
14	V_Sync
15	---
16	---

## Expansion-Steckleiste



Pin	Funktion
1	Vcc
2	GND
3	EXA_Data(0)
4	EXA_Data(1)
5	EXA_Data(2)
6	EXA_Data(3)
7	EXA_Data(4)
8	EXA_Data(5)
9	EXA_Data(6)
10	EXA_Data(7)
11	Vcc
12	GND
13	EXB_Data(0)
14	EXB_Data(1)
15	EXB_Data(2)
16	EXB_Data(3)
17	EXB_Data(4)
18	EXB_Data(5)
19	EXB_Data(6)
20	EXB_Data(7)